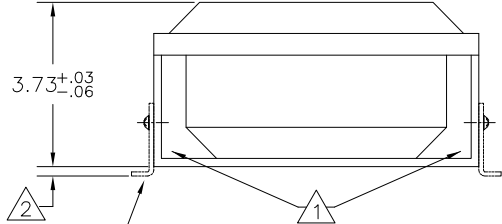
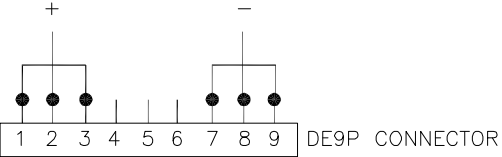
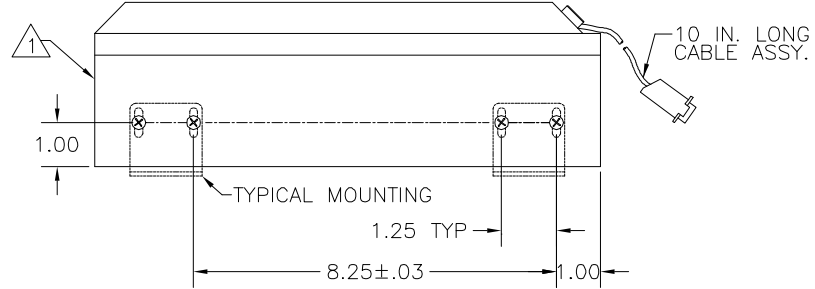


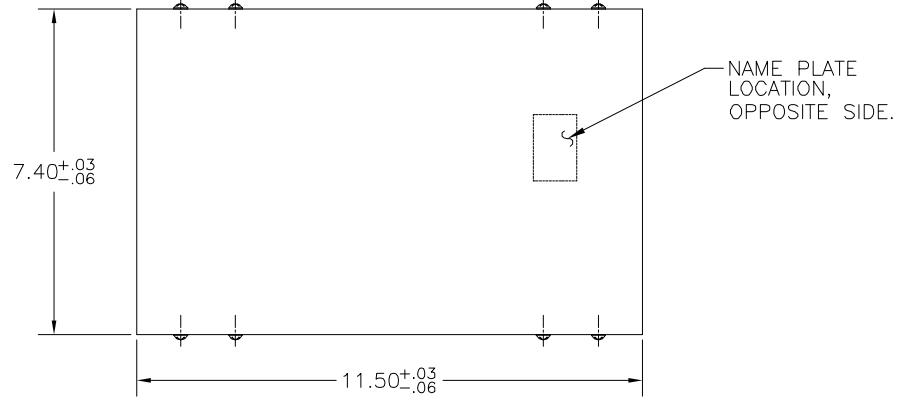
REVISIONS					
ZONE	REV	DESCRIPTION	DATE	BY	APVD.
-	P2	REVISED TO CLARIFY DWG.	12/10/01	LP	
-	N/C	INCORPORATED DCN #12523	7/9/02	RR	



6-32 SCREW (4)PLS, BOTH SIDES FOR OPTIONAL MOUNTING BRACKET RETENTION. ADD TORQUE SEAL TO ALL MTG. SCREWS WITH OR WITHOUT BRACKET IN PLACE.



DE9P CONNECTOR



1/16 MIN. GAP, WHEN MOUNTED, REQUIRED TO AVOID VIBRATION.
 ACOUSTIC SOUND PORTS: THIS SIDE TO BE CLEAR OF OBJECTS FOR CORRECT SOUND RELEASE.

NOTES: UNLESS OTHERWISE SPECIFIED

QTY	PART NO.	DESCRIPTION	SPECIFICATION	MATERIAL OR NOTE	ITEM
LIST OF MATERIALS					
UNLESS OTHERWISE SPECIFIED: DIMENSIONS ARE IN INCHES AND APPLY AFTER FINISH TOLERANCES: XX ± .010 XXX ± .005 ANGULAR ± 0° 30' SURFACE FINISH		APPROVALS DRAWN L. PUGA DESIGNED CHECKED ENG. APPR. Q.A. APPR. PRDD. APPR.	DATE 12/24/01	 1350 ARROW HIGHWAY, LA VERNE, CA 91750 USA SUB WOOFER, MODEL DBC-09	
NEXT ASS'Y	USED ON	MATERIAL: _____ MAX. WEIGHT: _____ GRAMS FINISH: _____			
THIS DOCUMENT CONTAINS PROPRIETARY INFORMATION EXCLUSIVE TO DPI LABS INC. AND SHALL NOT BE USED, DUPLICATED, OR DISCLOSED IN WHOLE OR IN PART FOR MANUFACTURE, PROCUREMENT, OR OTHER PURPOSES EXCEPT AS AUTHORIZED IN WRITING BY DPI LABS INC.		SIZE C CAGE NO. 0N0X3 DWG NO. DBC-09 REV N/C		SCALE NONE DO NOT SCALE DRAWING SHEET 1 OF 1 REF. FILE NO. DBC-09	